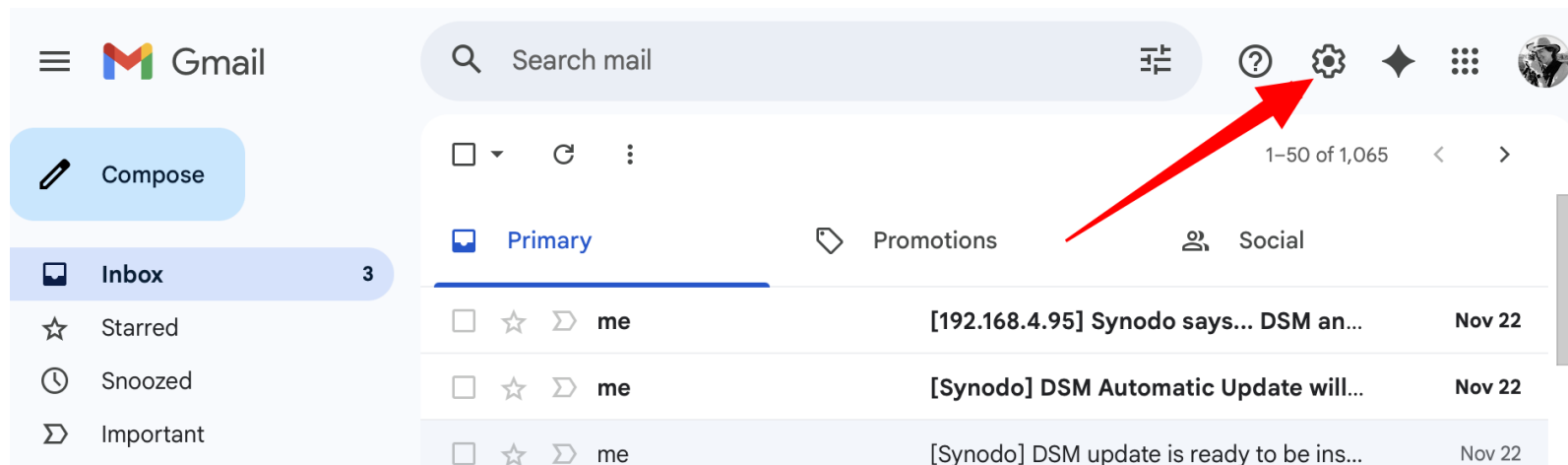


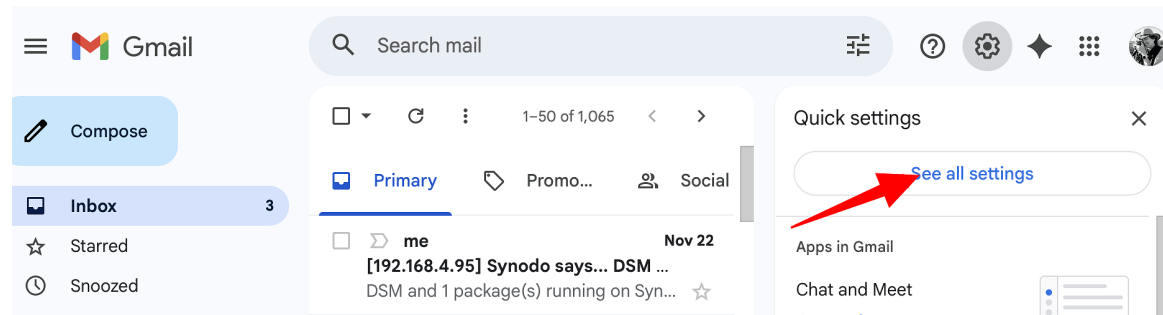
How to stop Google training on your email

Google has started training its AI models on *your* email and other content. In the EU, this is opt-in, meaning it's not on by default. However, in the US and other countries, you must manually opt out to prevent them from doing this. It's not hard, but definitely not obvious how to do this!

Launch Gmail and click on the Gear to see Settings



Select See All Settings



Select manage Workspace smart feature settings

Scroll again till you see Smart features and Google Workspace smart feature settings.
First, click on Google Workspace smart feature settings.

Settings

[General](#) Labels Inbox Accounts and Import Filters and Blocked Addresses

Forwarding and POP/IMAP Add-ons Chat and Meet Advanced Offline Themes

replies when
available.)

☒ Smart Reply on
☐ Smart Reply off

Smart features: ☐ **Turn on smart features in Gmail, Chat, and Meet** - When you turn this setting on, [Learn more](#) Chat, and Meet use your content and activity in these products to provide smart feature experience.

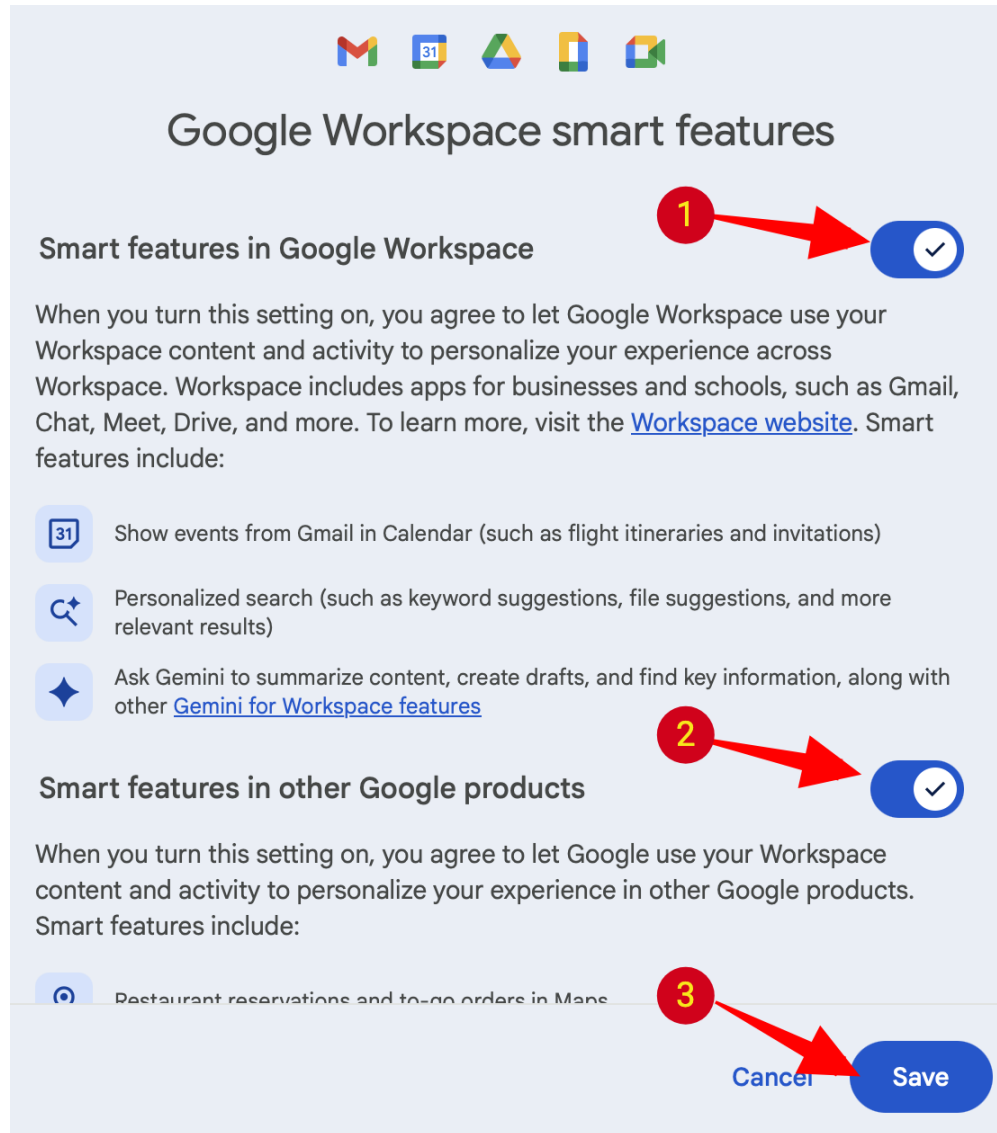
Google Workspace smart features: Choose to personalize your experience with smart features across Workspace and other Workspace includes Google apps for businesses and school, such as Gmail, Chat, Meet

[Manage Workspace smart feature settings](#)



Toggle off (UNcheck) both "smart features" and Save

Select each toggle to turn it off (UNcheck).
Hit Save.



The screenshot shows the 'Google Workspace smart features' settings page. At the top, there are icons for Gmail, Calendar, Drive, Docs, and Meet. The title 'Google Workspace smart features' is centered. Below it, the section 'Smart features in Google Workspace' has a toggle switch that is currently turned on (indicated by a checkmark). A red circle with the number '1' and a red arrow points to this toggle. Below this section, there is a list of features: 'Show events from Gmail in Calendar (such as flight itineraries and invitations)', 'Personalized search (such as keyword suggestions, file suggestions, and more relevant results)', and 'Ask Gemini to summarize content, create drafts, and find key information, along with other [Gemini for Workspace features](#)'. Below this list, the section 'Smart features in other Google products' has a toggle switch that is also currently turned on. A red circle with the number '2' and a red arrow points to this toggle. Below this section, there is a list of features: 'Restaurant reservations and to-go orders in Maps'. At the bottom right, there are two buttons: 'Cancel' and 'Save'. A red circle with the number '3' and a red arrow points to the 'Save' button.

Google Workspace smart features

Smart features in Google Workspace

When you turn this setting on, you agree to let Google Workspace use your Workspace content and activity to personalize your experience across Workspace. Workspace includes apps for businesses and schools, such as Gmail, Chat, Meet, Drive, and more. To learn more, visit the [Workspace website](#). Smart features include:

- Show events from Gmail in Calendar (such as flight itineraries and invitations)
- Personalized search (such as keyword suggestions, file suggestions, and more relevant results)
- Ask Gemini to summarize content, create drafts, and find key information, along with other [Gemini for Workspace features](#)

Smart features in other Google products

When you turn this setting on, you agree to let Google use your Workspace content and activity to personalize your experience in other Google products. Smart features include:

- Restaurant reservations and to-go orders in Maps

Cancel Save

Uncheck Smart features

Back in Settings, uncheck Smart features.

Settings

[General](#) Labels Inbox Accounts and Import Filters and Blocked Addresses

Forwarding and POP/IMAP Add-ons Chat and Meet Advanced Offline Themes

replies when
available.)

Smart features: ☒ **Turn on smart features in Gmail, Chat, and Meet** - When you turn this setting on, Chat, and Meet use your content and activity in these products to provide smart feature experience.

Google Workspace smart features: Choose to personalize your experience with smart features across Workspace and other Workspace includes Google apps for businesses and school, such as Gmail, Chat, Meet

[Manage Workspace smart feature settings](#)

Turn off and reload

You'll see this pop-up; choose Turn off and reload.

This will reload Gmail, and you're done.

To turn off smart features and personalization, you need to reload Gmail.

If you have unsaved changes to other settings, those changes will be lost.

Cancel

Turn off and reload